

CREDIT OPINION

9 July 2024

New Issue

Send Your Feedback

RATINGS

Lloyds Bank GmbH

| | |
|-------------------|--|
| Domicile | Berlin, Germany |
| Long Term CRR | A2 |
| Type | LT Counterparty Risk Rating - Fgn Curr |
| Outlook | Not Assigned |
| Long Term Debt | Not Assigned |
| Long Term Deposit | A3 |
| Type | LT Bank Deposits - Fgn Curr |
| Outlook | Stable |

Please see the [ratings section](#) at the end of this report for more information. The ratings and outlook shown reflect information as of the publication date.

Contacts

Michael Rohr +49.69.70730.901
Senior Vice President
michael.rohr@moodys.com

Alexander Hendricks, +49.69.70730.779
CFA
Associate Managing Director
alexander.hendricks@moodys.com

Carola Schuler +49.69.70730.766
MD-Banking
carola.schuler@moodys.com

Lloyds Bank GmbH

New issuer - Sound asset quality and granular deposit base constrained by high leverage and only adequate liquidity

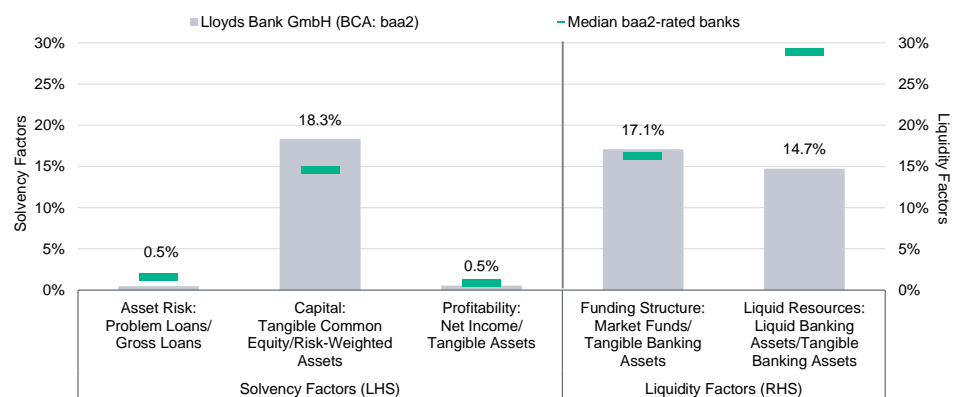
Summary

On 4 July 2024, we assigned first-time A3/P-2 deposit ratings to Lloyds Bank GmbH (LB GmbH). LB GmbH's ratings reflect its baa2 BCA, two notches of affiliate support uplift, which is based on the assumption of very high support from its parent Lloyds Bank plc (A1 stable/ A1 stable, a3¹) and results an a3 Adjusted BCA; no rating uplift from our Advanced Loss Given Failure (LGF) analysis, which incorporates the relative loss severity of a liability class; as well as no rating uplift from government support given the small size of the issuer relative to the banking sector in Germany.

LB GmbH's baa2 BCA reflects its overall sound combined solvency profile and a satisfying combined liquidity profile. The BCA also reflects the bank's narrow and quasi-monoline business focus on Dutch residential real estate lending, which exposes LB GmbH to considerable concentration risks in case of a severe property downturn and results in a lack of sufficient earnings diversification. LB GmbH's strong asset quality and capitalisation help offset risks from its concentrated lending books and high loan growth, as well as its low leverage ratio of below 4%. Further, LB GmbH's sustained, proven access to granular retail deposits is a relative strength. However, the bank's only moderate stock of liquid resources fluctuates alongside the bank's ability to raise and maintain deposits at attractive costs in a highly competitive market. LB GmbH's mainly German deposit base is largely decoupled from its mostly Dutch lending franchise, which could reduce the bank's ability to source cheap funding and maintain adequate liquidity ratios.

Exhibit 1

Rating Scorecard - Lloyds Bank GmbH - Key ratios



Source: Moody's Ratings

Credit strengths

- » Granular loan book with sound asset quality
- » Access to granular retail and, therefore, mostly statutorily guaranteed retail deposits
- » Strong strategic and operational linkage with parent bank

Credit challenges

- » Strong business focus results in lack of income diversification
- » High, but only gradually improving, balance-sheet leverage
- » Limited liquid resources
- » Deposit franchise faces increasing competition and remains decoupled from the bank's lending assets

Rating outlook

- » The stable outlook reflects our expectation of a largely stable financial profile over the next 12 months as well as our assumption of an unchanged liability structure over time.

Factors that could lead to an upgrade

- » LB GmbH's ratings could be upgraded if the BCA of Lloyds Bank plc gets upgraded. In addition, LB GmbH's ratings may benefit from additional rating uplift from our Advanced LGF analysis through meaningful issuance of senior unsecured and subordinated debt instruments.
- » LB GmbH's BCA could be upgraded if the bank significantly improves its leverage ratio and sustainably bolsters its cash and liquidity reserves while maintaining a low dependence on more confidence-sensitive market funding. However, this is likely to be offset by a reduction in affiliate support unless Lloyds Bank plc's BCA improves as well.

Factors that could lead to a downgrade

- » LB GmbH's ratings could be downgraded if the bank's BCA is downgraded or if Lloyds Bank plc's BCA is downgraded, leading to fewer notches of affiliate support uplift. LB GmbH's ratings could also be downgraded if our Advanced LGF analysis indicates a higher loss severity for certain instrument classes, for example if deposits get replaced with covered bonds in a more pronounced manner than anticipated.
- » LB GmbH's BCA could be downgraded if its combined solvency weakens, for example because of an increase in non-performing loans or its leverage ratio. The BCA could also be downgraded if the bank increase its market funding dependence beyond our current expectation or in case of a sustainably reduced level of liquidity reserves.

This publication does not announce a credit rating action. For any credit ratings referenced in this publication, please see the issuer/deal page on <https://ratings.moody's.com> for the most updated credit rating action information and rating history.

Key Indicators

Exhibit 2

Lloyds Bank GmbH (Consolidated Financials) [1]

| | 12-23 ² | 12-22 ² | 12-21 ² | 12-20 ² | 12-19 ² | CAGR/Avg. ³ |
|--|--------------------|--------------------|--------------------|--------------------|--------------------|------------------------|
| Total Assets (EUR Billion) | 20.7 | 17.6 | 14.2 | 12.6 | 9.5 | 21.6 ⁴ |
| Total Assets (USD Billion) | 22.8 | 18.8 | 16.0 | 15.4 | 10.6 | 21.1 ⁴ |
| Tangible Common Equity (EUR Billion) | 0.7 | 0.6 | 0.5 | 0.4 | 0.3 | 21.1 ⁴ |
| Tangible Common Equity (USD Billion) | 0.8 | 0.6 | 0.6 | 0.5 | 0.4 | 20.6 ⁴ |
| Problem Loans / Gross Loans (%) | 0.4 | 0.4 | 0.6 | 0.9 | 0.9 | 0.7 ⁵ |
| Tangible Common Equity / Risk Weighted Assets (%) | 18.3 | 17.8 | 26.3 | 25.1 | 22.0 | 21.9 ⁶ |
| Problem Loans / (Tangible Common Equity + Loan Loss Reserve) (%) | 9.2 | 9.4 | 12.7 | 21.3 | 22.0 | 14.9 ⁵ |
| Net Interest Margin (%) | 1.5 | 1.3 | 1.3 | 1.7 | 1.4 | 1.4 ⁵ |
| PPI / Average RWA (%) | 4.8 | 4.2 | 4.3 | 6.1 | 4.3 | 4.7 ⁶ |
| Net Income / Tangible Assets (%) | 0.6 | 0.4 | 0.5 | 0.5 | 0.3 | 0.5 ⁵ |
| Cost / Income Ratio (%) | 36.2 | 44.2 | 50.1 | 41.5 | 43.3 | 43.0 ⁵ |
| Market Funds / Tangible Banking Assets (%) | 17.1 | 19.6 | 12.2 | 32.9 | 30.4 | 22.4 ⁵ |
| Liquid Banking Assets / Tangible Banking Assets (%) | 14.7 | 14.3 | 12.4 | 11.8 | 9.4 | 12.5 ⁵ |
| Gross Loans / Due to Customers (%) | 116.1 | 128.2 | 103.7 | 135.7 | 137.1 | 124.2 ⁵ |

[1] All figures and ratios are adjusted using Moody's standard adjustments. [2] Basel III - fully loaded or transitional phase-in; LOCAL GAAP. [3] May include rounding differences because of the scale of reported amounts. [4] Compound annual growth rate (%) based on the periods for the latest accounting regime. [5] Simple average of periods for the latest accounting regime.

[6] Simple average of Basel III periods.

Sources: Moody's Ratings and company filings

Profile

Lloyds Bank GmbH (LB GmbH) is a small German bank based in Berlin with €20.7 billion in total assets as of 31 December 2023. The bank was founded in 2019 through the asset transfer of the Dutch and German branch of Bank of Scotland plc (A1 stable/A1 stable, a3²) and is now a fully owned subsidiary of Lloyds Bank plc with two offices, one in Berlin and one in Amsterdam.

LB GmbH is an online direct bank with a focus on retail banking products. In Germany, it advertises its deposits and retail lending products under the "Bank of Scotland" brand whereas in the Netherlands it uses the "Lloyds Bank" brand. As of year-end 2023, most of its loan book consisted of Dutch residential mortgages distributed through brokers, while the deposits funding the loan book mainly consisted of German retail deposits generated through online distribution channels.

As of year-end 2023, LB GmbH employed around 500 employees and had more than 150,000 customers in the Netherlands translating into a market share of 2% in the residential mortgage market in the Netherlands.

Weighted Macro Profile of Strong (+)

LB GmbH is a bank focused on the Dutch residential mortgage market and displays only limited lending exposures in Germany. As a result, we assign a Strong + Macro Profile to LB GmbH, in line with the Macro Profile of the Netherlands and Germany.

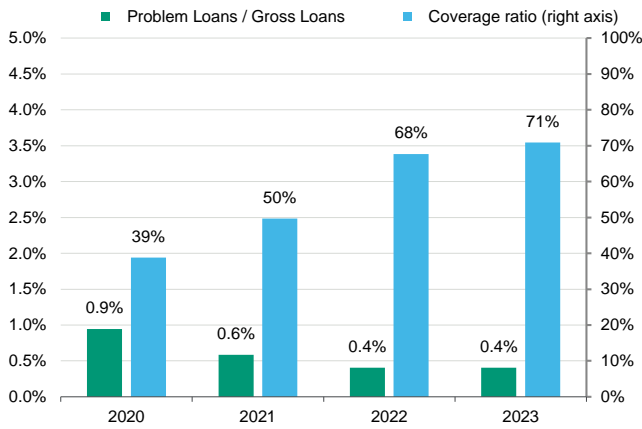
Detailed credit considerations

Strong loan growth and concentrations in residential mortgage lending drive asset risks

We assign an a2 Asset Risk score to LB GmbH, four notches below the aa1 initial score generated from a three-year average problem loan ratio of 0.5%. The negative adjustment captures the bank's high exposure and concentration to the Dutch residential mortgage market and takes account of the very strong loan growth in recent years which has increased risks potentially stemming from an unseasoned portfolio.

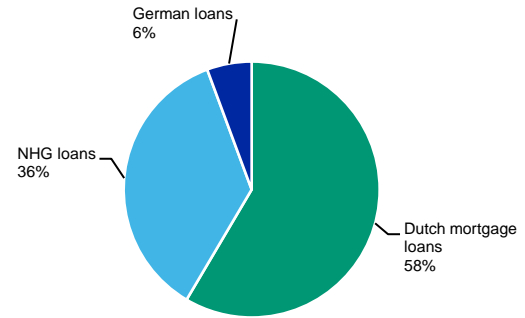
This strong concentration to the Dutch residential mortgage market is partially mitigated by the fact that around 38% of those loans are guaranteed by the National Mortgage Guarantee (NHG), effectively eliminating related credit risks. NHG is a guarantee provided to the mortgage lender by a government-backed foundation, the Dutch Homeownership Guarantee Fund (Stichting Waarborgfonds Eigen Woning). In 2023, NHG loans were applicable for mortgages up to a volume of €405,000.

Exhibit 3
LB GmbH's asset quality is strong



Problem loan ratio is in accordance with our definition; the coverage ratio compares problem loans to specific and generic loan-loss reserves.
 Sources: Company reports, Moody's Ratings

Exhibit 4
LB GmbH's loan book is narrowly focused on residential mortgages in the Netherlands (€17.5bn total as of year-end 2023)



Sources: Company reports, Moody's Ratings

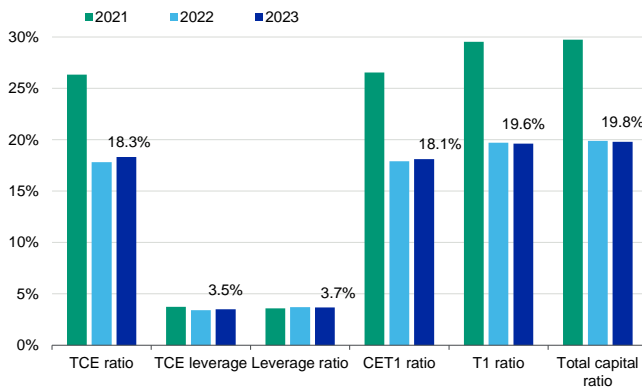
The bank's loan book grew 17.5% year-over-year in 2023 and comprised €17.5 billion of predominantly mortgages. Despite the strong increase in lending volumes, the bank did not compromise on its credit standards: Loan-to-value (LTV) ratios remained largely stable, with the majority of new business typically underwritten at below 75% LTV and a long fixed-rate period of above 10 years. Moreover, the bank's mortgage properties are well diversified across the Netherlands.

As of year-end 2023, the bank's stock of impaired loans slightly increased to €71 million, or 0.4% of total gross loans (2022: €61 million). The bank's cash coverage of problem loans of 71% as of year-end 2023 is adequate and in line with peers.

High balance-sheet leverage implies some vulnerability, despite strong risk-weighted capitalisation

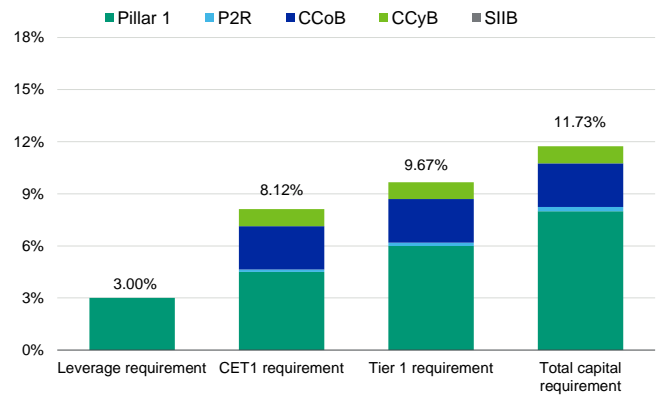
We assign an a2 Capital score to LB GmbH, three notches below the aa2 initial score. The negative adjustment reflects the limited buffers to regulatory minima because of the bank's sustained high, but only gradually improving, balance-sheet leverage as well as an expected decrease in strong risk-weighted capitalisation due to further loan growth and the upcoming implementation of risk floors under the finalised Basel III accord.

Exhibit 5
LB GmbH's capitalisation is strong, but leverage is very high



TCE = Tangible common equity; CET1 = Common Equity Tier 1 capital. The TCE leverage ratio compares TCE to tangible banking assets.
 Sources: Company reports, Moody's Ratings

Exhibit 6
LB GmbH regulatory capital requirements as of 31 December 2023



Sources: Company reports, Moody's Ratings

LB GmbH's tangible common equity (TCE) leverage is high, displaying a TCE leverage ratio of 3.5% as of the end of 2023. The bank's regulatory Tier 1 leverage ratio stood at 3.6% as of the same date, supported by €60 million of Additional Tier 1 (AT1) instruments held by the parent. This resulting buffer to the 3.0% regulatory leverage ratio requirement is lower than for many peers, exposing the bank to potentially nearing its regulatory minimum if future growth is not supported by an almost full retention of earnings. If sustained, this could exert strain on the bank's solvency profile, in particular if upcoming regulation or asset quality deterioration coupled with continued strong balance growth leads to higher-than-anticipated growth in risk-weighted assets and/or leverage exposures.

As of 31 December 2023, LB GmbH's TCE capital ratio stood at 18.3%, up from 17.8% as of year-end 2022. These ratios were close to the regulatory Common Equity Tier 1 (CET1) capital ratio of 17.6% as of the same date and remained well above the bank's respective capital requirements. Regarding the latter, LB GmbH originally carried a relatively high Pillar 2 buffer requirement (P2R) of 4.00% as part of its 2022 Supervisory Review and Evaluation Process (SREP) requirements because of its 'start-up' status following its founding in 2019. This buffer was reduced meaningfully following LB GmbH's strong ICAAP results and external reviews, including for sound management of interest-rate risks in the banking book (IRRBB).

On 3 July 2024, German regulator BaFin has increased the bank's minimum capital requirements. The capital add-on – which we estimate to be around 200 basis points – will be in place until the findings have been remediated. In any case, we expect LB GmbH to continue to display strong buffers over and above the now higher minimum.

Strong efficiency and stable return on assets despite reliance on interest income

We assign a ba1 Profitability score to LB GmbH, in line with the initial score. The assigned score reflects the bank's net income to tangible assets ratio of around 58 bps as of year-end 2023 as well as our expectation of a stable return on assets of 40-50 bps over the next foreseeable time frame.

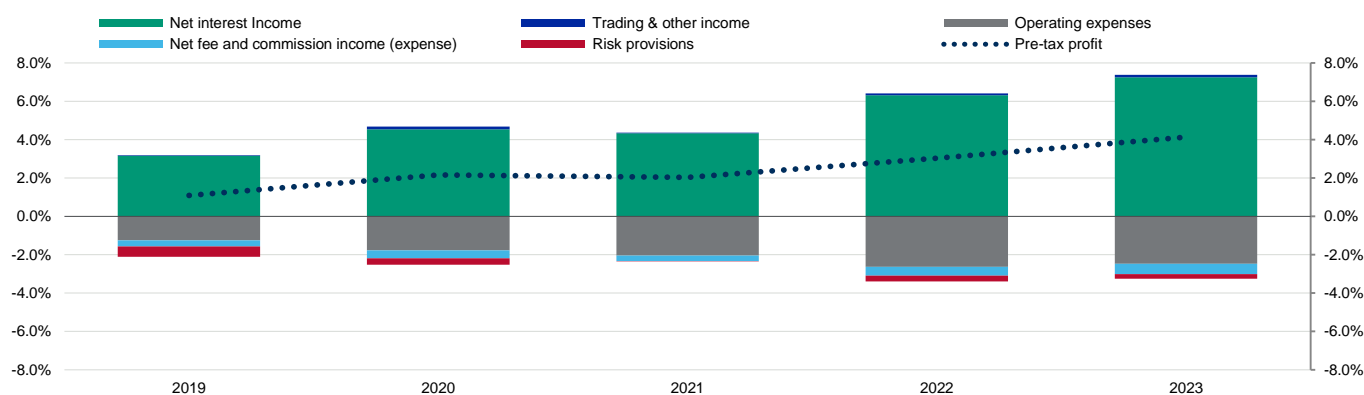
LB GmbH's main source of income is net interest income (NII) generated from its mortgage lending activities in the Netherlands while interest expenses largely relate to its deposits franchise in Germany. The bank further holds interest rate swaps with the parent group to manage its interest rate risk from maturity mismatches. Over the next 12 months and likely beyond, we expect net interest income to be strained by higher deposit funding costs in a highly competitive market, in part offset by continued high loan growth.

In 2023, LB GmbH's Moody's-adjusted net income of €119 million (2022: €72 million) was largely driven by growth in net interest income to €289 million (2022: €213 million), in part offset by growth in operating expenses to €97 million (2022: €87 million). Given LB GmbH's business model as direct bank with no expensive branch network, its profitability benefits from a low fixed cost base as reflected by a cost-to-income ratio of around 36% in 2023 (2022: 44%), which is favourable compared to peers.

Exhibit 7

LB GmbH's earnings are heavily reliant on net interest income

Data in % of RWA



Sources: Company reports, Moody's Ratings

Growing market funding dependence besides its strong online deposit franchise

We assign a baa2 Funding Structure score to LB GmbH, two notches below the initial score of a3. The assigned score incorporates an expected moderate increase in market funding over the next two years following the planned issuance of covered bonds and additional RMBS as well as the bank's deposit franchise in Germany being exposed to more price-sensitive online deposits and being decoupled from the bank's Dutch lending client base.

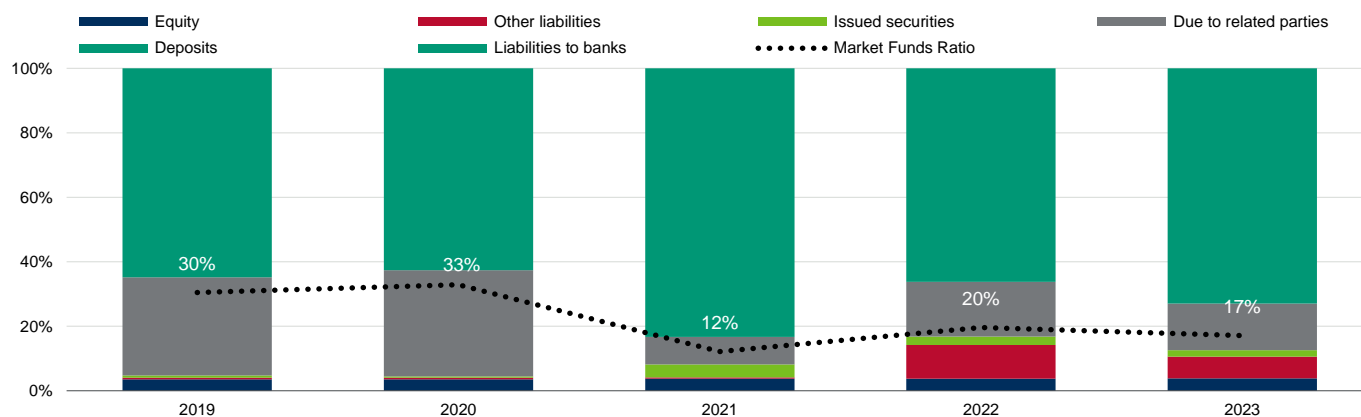
LB GmbH's funding largely stems from retail deposits sourced through its online distribution channels under the "Bank of Scotland" brand. We consider online deposits less sticky compared to branch-based accounts and much more price sensitive than current accounts. As of year-end 2023, the bank held €15.0 billion of customer deposits (2022: €11.7 billion), representing 73% of total assets. The remaining funding consisted of €0.4 billion of RMBS as well as interbank funding of €3.1 billion, the latter almost exclusively provided by the parent.

The issuance of longer-term funding like covered bonds will help diversify the bank's funding mix and extend its funding tenors, as well as reduce funding from (and interest hedging with) the parent.

As of year-end 2023, LB GmbH's net stable funding ratio stood at 153% and its loan-to-deposit ratio was 116%.

Exhibit 8

LB GmbH's deposits dominate the current funding mix, supported by intragroup funding



Market Funds Ratio = Market funds/tangible banking assets

Sources: Company reports, Moody's Ratings

Adequate liquid resources

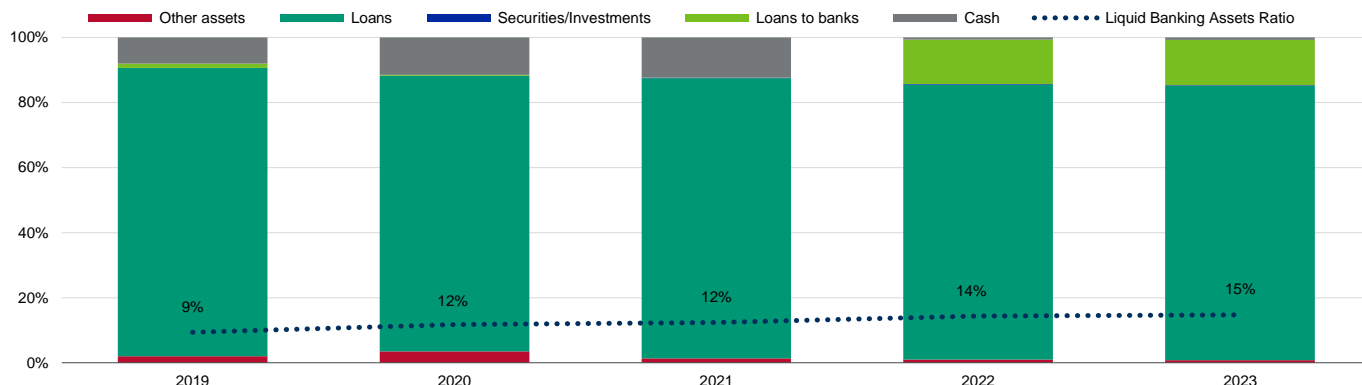
We assign a ba1 Liquid resources score to LB GmbH, in-line with the initial score. The adjustment reflects our expectation that the volume of liquid resources will slightly decline in relation to tangible assets as the bank continues to grow its lending activities.

Further, and considering its loan-to-deposit ratio of well above 100% as of the end of 2023, the bank has limited flexibility to manage larger and unexpected deposit outflows as long as it has not established a proven access to other sources of (market) funding. This exposes it to higher funding costs to retain or grow deposits in a highly competitive market to fund its lending operations, a credit negative. In case of stress, however, we would expect the parent to provide the necessary funding, limiting overall refinancing risks.

As of year-end 2023, LB GmbH held €0.15 billion in cash and interbank claims with central banks of €2.9 billion that we reflect in our liquid resources ratio of 14.7%, which is at the lower end of LB GmbH's peers. Over the next 12 to 18 months, we expect cash reserves to slightly decline, mainly driven by deposit growth contributing to the bank's cash reserves, the latter being reduced again as and when loans grow further.

Exhibit 9

LB GmbH's liquid resources remain only adequate



Liquid Banking Asset Ratio = Liquid assets/tangible banking assets
 Sources: Company reports, Moody's Ratings

Strong business focus results in lack of income diversification constraining the bank's BCA

We reduce LB GmbH's Financial Profile by one notch to reflect the bank's lack of income diversification outside of its narrowly distributed largely Dutch real estate lending business. LB GmbH's revenue depend almost exclusively on this business line generating a very high share of the bank's net interest income and revenue. Therefore, we consider LB GmbH to operate a monoline business model, evidencing a lack of business diversification compared to more typical business models in banking.

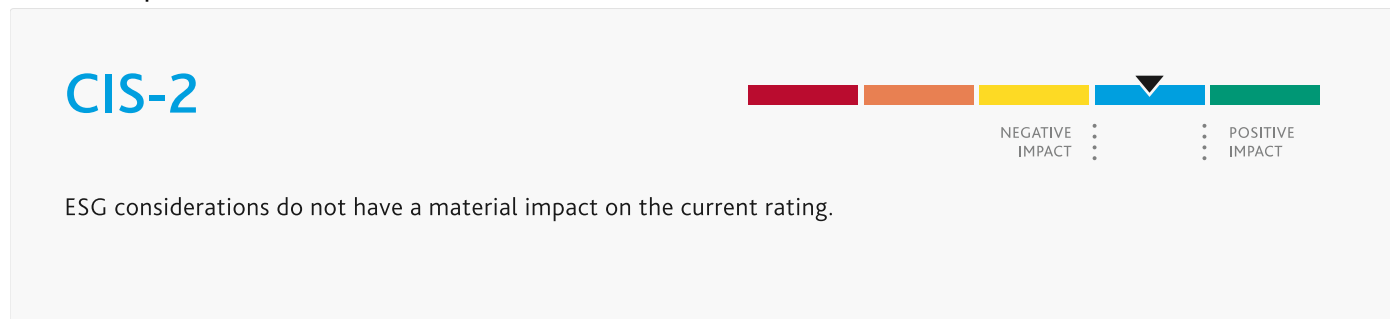
Business diversification is an important gauge of a bank's sensitivity to stress in a single business line. It is related to earnings stability in the sense that earnings diversification across distinct and relatively uncorrelated lines of business increases the reliability of a bank's earnings streams and its potential to absorb shocks affecting a business line.

ESG considerations

Lloyds Bank GmbH's ESG credit impact score is CIS-2

Exhibit 10

ESG credit impact score




Source: Moody's Ratings

LB GmbH's **CIS-2** indicates that ESG considerations have no material impact on the current ratings. This reflects the limited credit impact of environmental and social risk factors on the ratings to date, and low governance risks.

Exhibit 11

ESG issuer profile scores



Source: Moody's Ratings

Environmental

LB GmbH faces low exposure to environmental risks, which is lower than the average of its industry. The group has limited exposure to carbon transition risks because its loan book is highly concentrated in Dutch residential mortgages.

Social

LB GmbH faces moderate social risks related to customer relations and associated regulatory risks and to litigation exposure and is required to meet high compliance standards. The bank's strong conduct track record demonstrates the effective management of related product distribution risks by developed policies and procedures - in conjunction with Lloyds Banking Group plc - and is supported by LB GmbH's focus on plain-vanilla, transparent financial products and services for its clientele. Further, the bank's track record of handling sensitive customer data as well as technology solutions and organizational measures to prevent data breaches and business disruption help to manage high cyber and personal data risks. The bank is further exposed to demographic and societal trends. Banks in Germany and in the Netherlands face long-term economic and fiscal pressures arising from adverse demographic trends impacting demand for certain products and/or lowering economic growth prospects. Product diversity as well as ability to adapt to changing customer preferences, regulatory changes and societal trends would help mitigate these risks.

Governance

LB GmbH's governance risk is low. LB GmbH faces low governance risks, despite concentration risks inherent in its business model as a regionally focused mortgage lender. The bank's risk management, policies and procedures are embedded within those of the parent banking group and in line with industry practices. LB GmbH embeds conservative, risk-focused and risk-aware financial policies, and up-to-date corporate governance practices. The bank has a clear and simple organizational structure with no identified concerns regarding

ownership and control. Because LB GmbH is fully controlled by Lloyds Banking Group plc, and despite its relatively small size, we have aligned the subsidiary's board structure, policies and procedures as well as the organizational structure score with that of its parent, given the bank's strategic importance and public affiliation with the group.

ESG Issuer Profile Scores and Credit Impact Scores for the rated entity/transaction are available on Moodys.com. In order to view the latest scores, please click [here](#) to go to the landing page for the entity/transaction on MDC and view the ESG Scores section.

Support and structural considerations

Affiliate support

Our considerations of a very high affiliate support from LB GmbH's direct parent Lloyds Bank plc results in two notches of rating uplift and an Adjusted BCA of a3. The very high support assumption is based on the strategic fit and the close operational integration of LB GmbH into Lloyds Banking Group plc (LBG, senior unsecured debt A3 stable, BCA a3). We also incorporate the 100% ownership by Lloyds Bank; additional financial interlinkages with its parent; and the brand similarity in its support assumption.

Loss Given Failure analysis

Domiciled in Germany, LB GmbH is subject to the EU's Bank Recovery and Resolution Directive (BRRD), which we consider an operational resolution regime. We assume the proportion of deposits considered junior at 10%, below our standard assumption of 26%, because of the bank's largely retail-oriented depositor base. All other assumptions are in line with our standard assumptions.

Our Advanced LGF analysis indicates a moderate loss given failure for LB GmbH's bank deposit ratings, leading to no rating uplift.

Government support considerations

We do not incorporate any rating uplift from government support to LB GmbH because of its small size in the context of the German banking sector.

Rating methodology and scorecard factors

The principal methodology we use in rating Lloyds Bank GmbH is the [Banks Methodology](#), published in March 2024.

About Moody's Bank Scorecard

Our Scorecard is designed to capture, express and explain in summary form our Rating Committee's judgement. When read in conjunction with our research, a fulsome presentation of our judgement is expressed. As a result, the output of our Scorecard may materially differ from that suggested by raw data alone (though it has been calibrated to avoid the frequent need for strong divergence). The Scorecard output and the individual scores are discussed in rating committees and may be adjusted up or down to reflect conditions specific to each rated entity.

Rating methodology and scorecard factors

Exhibit 12

Rating Factors

| Macro Factors | | | | | | | |
|---|----------------|------------------------|----------------|--------------------------|------------------------|------------------------|--|
| Weighted Macro Profile | | Strong + | 100% | | | | |
| Factor | Historic Ratio | Initial Score | Expected Trend | Assigned Score | Key driver #1 | Key driver #2 | |
| Solvency | | | | | | | |
| Asset Risk | | | | | | | |
| Problem Loans / Gross Loans | 0.5% | aa1 | ↔ | a2 | Loan growth | Sector concentration | |
| Capital | | | | | | | |
| Tangible Common Equity / Risk Weighted Assets (Basel III - transitional phase-in) | 18.3% | aa2 | ↔ | a2 | Nominal leverage | Expected trend | |
| Profitability | | | | | | | |
| Net Income / Tangible Assets | 0.5% | ba1 | ↔ | ba1 | Return on assets | Expected trend | |
| Combined Solvency Score | | aa3 | | a3 | | | |
| Liquidity | | | | | | | |
| Funding Structure | | | | | | | |
| Market Funds / Tangible Banking Assets | 17.1% | a3 | ↔ | baa2 | Expected trend | Market funding quality | |
| Liquid Resources | | | | | | | |
| Liquid Banking Assets / Tangible Banking Assets | 14.7% | ba1 | ↔ | ba1 | Stock of liquid assets | Expected trend | |
| Combined Liquidity Score | | baa2 | | baa3 | | | |
| Financial Profile | | | | | | | |
| Qualitative Adjustments | | | | Adjustment | | | |
| Business Diversification | | | | -1 | | | |
| Opacity and Complexity | | | | 0 | | | |
| Corporate Behavior | | | | 0 | | | |
| Total Qualitative Adjustments | | | | -1 | | | |
| Sovereign or Affiliate constraint | | | | Aaa | | | |
| BCA Scorecard-indicated Outcome - Range | | | | baa1 - baa3 | | | |
| Assigned BCA | | | | baa2 | | | |
| Affiliate Support notching | | | | 2 | | | |
| Adjusted BCA | | | | a3 | | | |
| Balance Sheet | | in-scope (EUR Million) | % in-scope | at-failure (EUR Million) | % at-failure | | |
| Other liabilities | | 4,912 | 23.8% | 5,966 | 28.9% | | |
| Deposits | | 15,064 | 72.9% | 14,009 | 67.8% | | |
| Preferred deposits | | 13,557 | 65.6% | 12,880 | 62.4% | | |
| Junior deposits | | 1,506 | 7.3% | 1,130 | 5.5% | | |
| Preference shares (bank) | | 60 | 0.3% | 60 | 0.3% | | |
| Equity | | 620 | 3.0% | 620 | 3.0% | | |
| Total Tangible Banking Assets | | 20,655 | 100.0% | 20,655 | 100.0% | | |

| Debt Class | De Jure waterfall | | De Facto waterfall | | Notching | | LGF Notching Guidance vs. Adjusted BCA | Assigned LGF notching | Additional Notching | Preliminary Rating Assessment |
|------------------------------|-----------------------------------|----------------|-----------------------------------|----------------|----------|----------|--|-----------------------|---------------------|-------------------------------|
| | Instrument volume + subordination | Sub-ordination | Instrument volume + subordination | Sub-ordination | De Jure | De Facto | | | | |
| Counterparty Risk Rating | 8.8% | 8.8% | 8.8% | 8.8% | 1 | 1 | 1 | 1 | 0 | a2 |
| Counterparty Risk Assessment | 8.8% | 8.8% | 8.8% | 8.8% | 2 | 2 | 2 | 2 | 0 | a1 (cr) |
| Deposits | 8.8% | 3.3% | 8.8% | 3.3% | 0 | 0 | 0 | 0 | 0 | a3 |

| Instrument Class | Loss Given Failure notching | Additional notching | Preliminary Rating Assessment | Government Support notching | Local Currency Rating | Foreign Currency Rating |
|------------------------------|-----------------------------|---------------------|-------------------------------|-----------------------------|-----------------------|-------------------------|
| | | | | | | |
| Counterparty Risk Assessment | 2 | 0 | a1 (cr) | 0 | A1(cr) | |
| Deposits | 0 | 0 | a3 | 0 | A3 | A3 |

[1] Where dashes are shown for a particular factor (or sub-factor), the score is based on non-public information.

Source: Moody's Ratings

Ratings

Exhibit 13

| Category | Moody's Rating |
|-------------------------------------|----------------|
| LLOYDS BANK GMBH | |
| Outlook | Stable |
| Counterparty Risk Rating | A2/P-1 |
| Bank Deposits | A3/P-2 |
| Baseline Credit Assessment | baa2 |
| Adjusted Baseline Credit Assessment | a3 |
| Counterparty Risk Assessment | A1(cr)/P-1(cr) |

Source: Moody's Ratings

Endnotes

- 1 The ratings shown are Lloyds Bank's deposit and senior unsecured debt ratings together with their corresponding outlooks as well as its BCA.
- 2 The ratings shown are Bank of Scotland's deposit and backed senior unsecured debt ratings together with their corresponding outlooks as well as its BCA.

© 2024 Moody's Corporation, Moody's Investors Service, Inc., Moody's Analytics, Inc. and/or their licensors and affiliates (collectively, "MOODY'S"). All rights reserved. CREDIT RATINGS ISSUED BY MOODY'S CREDIT RATINGS AFFILIATES ARE THEIR CURRENT OPINIONS OF THE RELATIVE FUTURE CREDIT RISK OF ENTITIES, CREDIT COMMITMENTS, OR DEBT OR DEBT-LIKE SECURITIES, AND MATERIALS, PRODUCTS, SERVICES AND INFORMATION PUBLISHED OR OTHERWISE MADE AVAILABLE BY MOODY'S (COLLECTIVELY, "MATERIALS") MAY INCLUDE SUCH CURRENT OPINIONS. MOODY'S DEFINES CREDIT RISK AS THE RISK THAT AN ENTITY MAY NOT MEET ITS CONTRACTUAL FINANCIAL OBLIGATIONS AS THEY COME DUE AND ANY ESTIMATED FINANCIAL LOSS IN THE EVENT OF DEFAULT OR IMPAIRMENT. SEE APPLICABLE MOODY'S RATING SYMBOLS AND DEFINITIONS PUBLICATION FOR INFORMATION ON THE TYPES OF CONTRACTUAL FINANCIAL OBLIGATIONS ADDRESSED BY MOODY'S CREDIT RATINGS. CREDIT RATINGS DO NOT ADDRESS ANY OTHER RISK, INCLUDING BUT NOT LIMITED TO: LIQUIDITY RISK, MARKET VALUE RISK, OR PRICE VOLATILITY. CREDIT RATINGS, NON-CREDIT ASSESSMENTS ("ASSESSMENTS"), AND OTHER OPINIONS INCLUDED IN MOODY'S MATERIALS ARE NOT STATEMENTS OF CURRENT OR HISTORICAL FACT. MOODY'S MATERIALS MAY ALSO INCLUDE QUANTITATIVE MODEL-BASED ESTIMATES OF CREDIT RISK AND RELATED OPINIONS OR COMMENTARY PUBLISHED BY MOODY'S ANALYTICS, INC. AND/OR ITS AFFILIATES. MOODY'S CREDIT RATINGS, ASSESSMENTS, OTHER OPINIONS AND MATERIALS DO NOT CONSTITUTE OR PROVIDE INVESTMENT OR FINANCIAL ADVICE, AND MOODY'S CREDIT RATINGS, ASSESSMENTS, OTHER OPINIONS AND MATERIALS ARE NOT AND DO NOT PROVIDE RECOMMENDATIONS TO PURCHASE, SELL, OR HOLD PARTICULAR SECURITIES. MOODY'S CREDIT RATINGS, ASSESSMENTS, OTHER OPINIONS AND MATERIALS DO NOT COMMENT ON THE SUITABILITY OF AN INVESTMENT FOR ANY PARTICULAR INVESTOR. MOODY'S ISSUES ITS CREDIT RATINGS, ASSESSMENTS AND OTHER OPINIONS AND PUBLISHES OR OTHERWISE MAKES AVAILABLE ITS MATERIALS WITH THE EXPECTATION AND UNDERSTANDING THAT EACH INVESTOR WILL, WITH DUE CARE, MAKE ITS OWN STUDY AND EVALUATION OF EACH SECURITY THAT IS UNDER CONSIDERATION FOR PURCHASE, HOLDING, OR SALE.

MOODY'S CREDIT RATINGS, ASSESSMENTS, OTHER OPINIONS, AND MATERIALS ARE NOT INTENDED FOR USE BY RETAIL INVESTORS AND IT WOULD BE RECKLESS AND INAPPROPRIATE FOR RETAIL INVESTORS TO USE MOODY'S CREDIT RATINGS, ASSESSMENTS, OTHER OPINIONS OR MATERIALS WHEN MAKING AN INVESTMENT DECISION. IF IN DOUBT YOU SHOULD CONTACT YOUR FINANCIAL OR OTHER PROFESSIONAL ADVISER.

ALL INFORMATION CONTAINED HEREIN IS PROTECTED BY LAW, INCLUDING BUT NOT LIMITED TO, COPYRIGHT LAW, AND NONE OF SUCH INFORMATION MAY BE COPIED OR OTHERWISE REPRODUCED, REPACKAGED, FURTHER TRANSMITTED, TRANSFERRED, DISSEMINATED, REDISTRIBUTED OR RESOLD, OR STORED FOR SUBSEQUENT USE FOR ANY SUCH PURPOSE, IN WHOLE OR IN PART, IN ANY FORM OR MANNER OR BY ANY MEANS WHATSOEVER, BY ANY PERSON WITHOUT MOODY'S PRIOR WRITTEN CONSENT. FOR CLARITY, NO INFORMATION CONTAINED HEREIN MAY BE USED TO DEVELOP, IMPROVE, TRAIN OR RETRAIN ANY SOFTWARE PROGRAM OR DATABASE, INCLUDING, BUT NOT LIMITED TO, FOR ANY ARTIFICIAL INTELLIGENCE, MACHINE LEARNING OR NATURAL LANGUAGE PROCESSING SOFTWARE, ALGORITHM, METHODOLOGY AND/OR MODEL.

MOODY'S CREDIT RATINGS, ASSESSMENTS, OTHER OPINIONS AND MATERIALS ARE NOT INTENDED FOR USE BY ANY PERSON AS A BENCHMARK AS THAT TERM IS DEFINED FOR REGULATORY PURPOSES AND MUST NOT BE USED IN ANY WAY THAT COULD RESULT IN THEM BEING CONSIDERED A BENCHMARK.

All information contained herein is obtained by MOODY'S from sources believed by it to be accurate and reliable. Because of the possibility of human or mechanical error as well as other factors, however, all information contained herein is provided "AS IS" without warranty of any kind. MOODY'S adopts all necessary measures so that the information it uses in assigning a credit rating is of sufficient quality and from sources MOODY'S considers to be reliable including, when appropriate, independent third-party sources. However, MOODY'S is not an auditor and cannot in every instance independently verify or validate information received in the credit rating process or in preparing its Materials.

To the extent permitted by law, MOODY'S and its directors, officers, employees, agents, representatives, licensors and suppliers disclaim liability to any person or entity for any indirect, special, consequential, or incidental losses or damages whatsoever arising from or in connection with the information contained herein or the use of or inability to use any such information, even if MOODY'S or any of its directors, officers, employees, agents, representatives, licensors or suppliers is advised in advance of the possibility of such losses or damages, including but not limited to: (a) any loss of present or prospective profits or (b) any loss or damage arising where the relevant financial instrument is not the subject of a particular credit rating assigned by MOODY'S.

To the extent permitted by law, MOODY'S and its directors, officers, employees, agents, representatives, licensors and suppliers disclaim liability for any direct or compensatory losses or damages caused to any person or entity, including but not limited to by any negligence (but excluding fraud, willful misconduct or any other type of liability that, for the avoidance of doubt, by law cannot be excluded) on the part of, or any contingency within or beyond the control of, MOODY'S or any of its directors, officers, employees, agents, representatives, licensors or suppliers, arising from or in connection with the information contained herein or the use of or inability to use any such information.

NO WARRANTY, EXPRESS OR IMPLIED, AS TO THE ACCURACY, TIMELINESS, COMPLETENESS, MERCHANTABILITY OR FITNESS FOR ANY PARTICULAR PURPOSE OF ANY CREDIT RATING, ASSESSMENT, OTHER OPINION OR INFORMATION IS GIVEN OR MADE BY MOODY'S IN ANY FORM OR MANNER WHATSOEVER.

Moody's Investors Service, Inc., a wholly-owned credit rating agency subsidiary of Moody's Corporation ("MCO"), hereby discloses that most issuers of debt securities (including corporate and municipal bonds, debentures, notes and commercial paper) and preferred stock rated by Moody's Investors Service, Inc. have, prior to assignment of any credit rating, agreed to pay to Moody's Investors Service, Inc. for credit ratings opinions and services rendered by it. MCO and Moody's Investors Service also maintain policies and procedures to address the independence of Moody's Investors Service credit ratings and credit rating processes. Information regarding certain affiliations that may exist between directors of MCO and rated entities, and between entities who hold credit ratings from Moody's Investors Service, Inc. and have also publicly reported to the SEC an ownership interest in MCO of more than 5%, is posted annually at www.moody's.com under the heading "Investor Relations — Corporate Governance — Charter Documents - Director and Shareholder Affiliation Policy."

Moody's SF Japan K.K., Moody's Local AR Agente de Calificación de Riesgo S.A., Moody's Local BR Agência de Classificação de Risco LTDA, Moody's Local MX S.A. de C.V., I.C.V., Moody's Local PE Clasificadora de Riesgo S.A., and Moody's Local PA Clasificadora de Riesgo S.A. (collectively, the "Moody's Non-NRSRO CRAs") are all indirectly wholly-owned credit rating agency subsidiaries of MCO. None of the Moody's Non-NRSRO CRAs is a Nationally Recognized Statistical Rating Organization.

Additional terms for Australia only: Any publication into Australia of this document is pursuant to the Australian Financial Services License of MOODY'S affiliate, Moody's Investors Service Pty Limited ABN 61 003 399 657AFSL 336969 and/or Moody's Analytics Australia Pty Ltd ABN 94 105 136 972 AFSL 383569 (as applicable). This document is intended to be provided only to "wholesale clients" within the meaning of section 761G of the Corporations Act 2001. By continuing to access this document from within Australia, you represent to MOODY'S that you are, or are accessing the document as a representative of, a "wholesale client" and that neither you nor the entity you represent will directly or indirectly disseminate this document or its contents to "retail clients" within the meaning of section 761G of the Corporations Act 2001. MOODY'S credit rating is an opinion as to the creditworthiness of a debt obligation of the issuer, not on the equity securities of the issuer or any form of security that is available to retail investors.

Additional terms for India only: Moody's credit ratings, Assessments, other opinions and Materials are not intended to be and shall not be relied upon or used by any users located in India in relation to securities listed or proposed to be listed on Indian stock exchanges.

Additional terms with respect to Second Party Opinions (as defined in Moody's Investors Service Rating Symbols and Definitions): Please note that a Second Party Opinion ("SPO") is not a "credit rating". The issuance of SPOs is not a regulated activity in many jurisdictions, including Singapore. JAPAN: In Japan, development and provision of SPOs fall under the category of "Ancillary Businesses", not "Credit Rating Business", and are not subject to the regulations applicable to "Credit Rating Business" under the Financial Instruments and Exchange Act of Japan and its relevant regulation. PRC: Any SPO: (1) does not constitute a PRC Green Bond Assessment as defined under any relevant PRC laws or regulations; (2) cannot be included in any registration statement, offering circular, prospectus or any other documents submitted to the PRC regulatory authorities or otherwise used to satisfy any PRC regulatory disclosure requirement; and (3) cannot be used within the PRC for any regulatory purpose or for any other purpose which is not permitted under relevant PRC laws or regulations. For the purposes of this disclaimer, "PRC" refers to the mainland of the People's Republic of China, excluding Hong Kong, Macau and Taiwan.

Contributors

Niclas Gossmann
Ratings Associate
niclas.gossmann@moodys.com

CLIENT SERVICES

| | |
|--------------|-----------------|
| Americas | 1-212-553-1653 |
| Asia Pacific | 852-3551-3077 |
| Japan | 81-3-5408-4100 |
| EMEA | 44-20-7772-5454 |